



# SALSA Mini

THE NARROWEST  
PERFORMANCE  
MID-WHEEL DRIVE  
IN THE WORLD!

BECAUSE SIZE DOES MATTER...

  
zipie®  
Explore your world!

  
QUICKIE®  
Live without limits.

# INTRODUCING...

---

Say no more to compromising on indoor manoeuvrability and outdoor performance thanks to the new Quickie Salsa M<sup>2</sup> Mini.

Introducing the world's narrowest mid-wheel drive performance powerchair with a chassis width of only 52 cm – That's 9 cm smaller than our market leading Quickie Salsa M<sup>2</sup>.

Unlike other indoor powerchairs you don't have to compromise on outdoor performance, the Salsa M<sup>2</sup> Mini uses exactly the same drive base as the Salsa M<sup>2</sup>, just narrower – so all of the great features you get on a bigger outdoor powerchair are packed into the world's narrowest mid-wheel drive powerchair.

# DON'T COMPROMISE...

---

Until now there's always been compromise between great outdoor performance and ultra compact indoor chairs.

With the Salsa M<sup>2</sup> Mini whether it's negotiating tight indoor environments around the home, going through doorways when you're out and about or tackling rough terrain, kerbs or gradients the Salsa M<sup>2</sup> Mini can handle it all – no compromises! Perfectly blending mid-wheel drive technology that allows you to turn on the spot, Quickie's patented 6-wheel suspension from the Salsa M<sup>2</sup> and a full range of powered options – the Salsa M<sup>2</sup> Mini has it all.

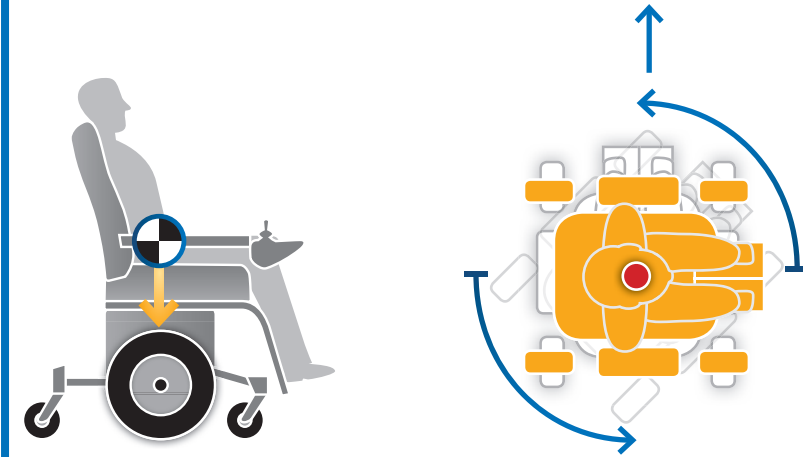


# INDOOR AGILITY...

---

The Salsa M<sup>2</sup> Mini is the narrowest performance mid-wheel drive in the world. This means you can tackle the tightest indoor environments but that's not just it...it's ideal for:

- **Small Houses** – With tight floor ways and condensed layouts.
- **Through floor lifts** – Short, narrow and lighter than any other performance mid-wheel drive powerchair – from 100 kg means its ideal for through floor lifts and hoists where other chairs are too big or heavy.
- **Wheelchair adapted vehicles** – Narrow, Ultra low seat to floor height and the anti pitch technology not only means getting in and out of WA vehicles is easy, but you'll sit comfortably under the steering wheel and have a stable ride.



Manoeuvre narrow doorways with ease!



# OUTDOOR PERFORMANCE...


---

Evolved from highly-advanced technology the Salsa M<sup>2</sup> Mini has proven, patented technology, together with a series of high-performance options.

- Enjoy a smooth and stable ride, even over rough terrain, with Quickie's patented all-wheel suspension - six independently suspended wheels absorb all those bumps.
- Quickie's anti-pitch technology eliminates pitching on slopes, and with all your weight located directly above the drive wheel to maximise traction, you've never been in a safer driving position.
- More miles per charge! Take advantage of the ultra-efficient 4 mph speed option powered by 36Ah batteries.
- Whatever your performance or practical requirements, the Salsa M<sup>2</sup> Mini's range of options gives you the optimum balance between an exhilarating drive and great efficiency.



Shroud in red



Matt black finish adds to the sleek design

## RIDE IN STYLE...




When designing the Salsa M<sup>2</sup> Mini, style was not an afterthought.

The Salsa M<sup>2</sup> Mini blends Quickie's hallmarks of beautiful sleek design with an assertive stance and sporting performance.

The sleek shroud is available in four different colours or have the exact colour you want through Built-4-Me.

The castor arms have been designed with a modern look and the matt black finish is a great accompaniment for any shroud colour.



Choose out of a selection of four stylish shrouds

# FUNCTION...

---

The Salsa M<sup>2</sup> Mini is so stable that we offer our full range of powered options. That means that you can still choose the options designed for your clinical needs.

- **Powered Tilt** – If you require pressure redistribution throughout the day then a tilt option can make this easy and comfortable to achieve. It can also be used when hoisting into the chair to guide the pelvis to the back of the seat with ease.
- **Powered Lift** – Is great for raising you up to be at eye-level with your family, friends or colleagues but it can also be used to improve your reach around the house or ordering at the bar!
- **Powered Recline** – Can often be used to achieve a relax position throughout the day. If you are spending a lot of time in your chair, then a little recline can allow you to change your position every now and again.

Powered tilt, powered lift and powered recline



# TAKE A SEAT...

---

The Salsa M<sup>2</sup> Mini is our most dynamic powered wheelchair to date. It is fantastic in the home and outdoors, so it made sense that we offer a range of seating options so that the true benefits of the Mini can be experienced by everyone regardless of size and age!

## Kids Seat...

Our Kids seat offers the same range of adjustment as the adult but starts at 12" and goes to 16" both ways. This means that even when your child grows, the seat will cater for it and last much longer.



## Adult Seat...

The Salsa Seat is our best selling seating system and is packed with adjustment. This seat caters for clients that are within 16" - 20" wide and 16" - 20" deep in the chair. If you want to change or alter your backrest then these measurements will likely change, that's why we have supplied ample adjustment so you are safe in the knowledge that your seat can cater for your needs now and in the future.

## Teens Seat...

The Salsa Teens seat offers the width of the kids seat (12" - 16") and the depth of the adult (16" - 20"). So even when dealing with longer slimmer sizes we can still offer the same level of support and adjustment.



# OPTIONS...

---

Configure the Salsa M<sup>2</sup> Mini to your individual needs – choose a wide range of options. For further information on product options please see the Salsa M<sup>2</sup> Mini order form.



## // POWERED TILT MODULE WITH CENTRE OF GRAVITY ADJUSTMENT

Offers tilt from 0° up to 30° with an additional weight shift mechanism to suit correct user's balance.



## // EASY TO SERVICE

Easy battery access without tools. Top shroud is fixed with Velcro.



## // POWERED RECLINE BACK

Offers a range from -5° to 30°. Easily retrofittable if developing needs requires higher support.



## // TRUNK SUPPORT LATERALS

Multi-adjustable laterals offer advanced positioning of the trunk.



## // FULL RANGE OF CONTROL DEVICES AVAILABLE

- VR2 standard control (up to two actuators)
- Up to four actuator control through a separate switch box
- Dual control
- R-net optional controller
- Full range of special controls

# TECHNICAL DATA

## SALSA M<sup>2</sup> MINI // Mid-wheel powered wheelchair

<b>Max. user weight:</b>	140 kg (22 Stone)	<b>Battery size:</b>	36Ah
<b>Front &amp; rear castor wheels:</b>	7" Solid (18 cm)	<b>Max. dynamic stability:</b>	8° (Depending on options)
<b>Drive wheels:</b>	12.5" (32 cm)	<b>Overall width:</b>	20" - 25" (51 - 63 cm)
		<b>Widest part being with standard armpads</b>	19" - 24" (48 - 60.5 cm) 18" - 23" (45.5 - 58 cm) 17" - 22" (43 - 55.5 cm) 16" - 21" (40.5 - 53 cm)
<b>Seat width:</b>	Adult: 16" - 20" (41 - 51 cm) Teens: 12" - 16" (30 - 40 cm) Kids: 12" - 16" (30 - 40 cm)	<b>Seat Depth:</b>	Adult: 16" - 20" (41 - 51 cm) Teens: 16" - 20" (41 - 51 cm) Kids: 12" - 16" (30 - 40 cm)
<b>Min turning radius:</b>	21.65" (55 cm) - with centre mount	<b>Max. kerb climbing:</b>	3" (7 cm)
<b>Max. speed:</b>	2 mph and 4 mph	<b>Colour choices:</b>	4 colours - red, blue, white & matt black
<b>Max. range (ISO 7176-4):</b>	23 km (14 miles)	<b>Transport (ISO 7176-19):</b>	4 point tie-down & Dahl docking system
<b>Battery box to ground clearance:</b>	2.5" (6.5 cm)	<b>Chair weight:</b>	97 kg - 128 kg (Depending on options)

For further information on the full specification, options and accessories, please refer to the order form on our website. All information is subject to change without notification. Please consult Sunrise Medical with any queries you may have. If you are visually impaired, this document can be viewed in PDF format at [www.SunriseMedical.co.uk](http://www.SunriseMedical.co.uk) or alternatively it is available on request in large text.